



AMAZONE

Mounted seed drill combination **Avant**
with mounted front hopper **FTender**



Avant mounted seed drill combination

Manoeuvrability meets output



Avant 6002-2 front tank drill combination, 6 m working width

The Avant mounted seed drill combination in working widths from 3 m to 6 m with the FTender mounted front tank is the ideal machine for contractors and larger farms where both conventional and mulch sowing are practised in the field. The weight distribution of the mounted front hopper with seed at the front and the rotary cultivator with a seed rail at the rear ensures optimum axle load distribution.



Avant 3002,
3 m working width



Compact, flexible, high output

	Page
The advantages at a glance	4
KX and KG rotary cultivators	6
KE Rotamix rotary harrows	12
Rotary cultivators and rotary harrows Rollers Reconsolidation	14
FTender mounted front hopper	18
Segmented distributor head	24
TwinTeC coulter system	26
RoTeC coulter system	28
Optional equipment	30
ISOBUS	32
ISOBUS GPS-Switch	34
ISOBUS GPS-Maps GPS-Track AmaTron 4	36
ISOBUS AmaTron Connect agrirouter	38
AMAZONE service	40
Technical data	42

Avant mounted seed drill combination



3 to 6 m



12.5 or 15 cm



1,600 or 2,200 l



up to 10 km/h

The advantages at a glance:

- ⊕ High manoeuvrability with a working width of up to 6 m
- ⊕ Optimum visibility of the soil tillage tool and the seed rail
- ⊕ FTender mounted front tank for universal use when sowing and in soil tillage
- ⊕ Simple calibration via TwinTerminal
- ⊕ Solo operation of the rotary cultivator or the rotary harrow possible, as the seed rail and the active soil tillage system can be easily separated
- ⊕ Simple and central adjustment of the depth of the double disc coulter
- ⊕ ISOBUS control for comfortable monitoring and adjustment of the machine from the tractor cab
- ⊕ Transport wheels for the Avant 6002-2 sowing combination ensure safe, comfortable road transport

MORE INFORMATION

www.amazone.net/avant



PRODUCT FILM
Find out more



SMARTLEARNING
www.amazone.net/smartlearning

KX Cultimix and KG Cultimix rotary cultivators

Loosening and mixing



Quick-System

Quick change tine system

The tines are simply pushed into the sockets of the tine carrier and secured with a lynch pin. It couldn't be easier or quicker. There are no tine fixing bolts that require retightening. Converting the tines from "on-grip" to trailing is also quick and easy. The tines are forged from special hardened steel and are yet elastic and extremely wear-resistant.

Safe-System

Integrated stone protection

The sprung tine fixing system allows the tines to yield when stones are encountered. The tines are firmly clamped in the socket through the centre of the tine carrier. This socket becomes wider towards the outside, so that the horizontal part of the tine can twist out of position. Much of the shock is thus absorbed when the tip of the tine hits a stone. This tine fixing system ensures reliable operation in stony soils enabling the tines to be used "on-grip" on the KX and the KG.



KG 4001 in a working width of 4 m and optional tractor wheel mark eradicators without seed rail for solo operation

Robust and precise

The newly developed Avant seeding combination is based on the KX and KG rotary cultivator models. The robust rotary cultivator trough with its strong tines provides maximum durability. The large gap between the tool carriers and tines makes for a high throughput. The wide range of rollers provides the perfect working profile on any ground.



Folding KG 6002-2 in 6 m working width and mounted Avant seed rail with TwinTeC coulters

Advantages of the rotary cultivator:

- ⊕ Tines "on-grip" ensure a constant working depth, even on heavy ground
- ⊕ De-mixing effect of the tines ensures optimum germination conditions for the seed
- ⊕ Spacious clearance between the tines and above the tine carriers – ideal for extreme amounts of straw
- ⊕ With the Long-Life-Drive system for extreme loads and a long service life
- ⊕ With Quick+Safe-System – the proven quick tine change system and integrated stone release
- ⊕ Robust design as the tine carrier and the shaft are forged from one piece
- ⊕ Comfortable adjustment via the universal setting tool
- ⊕ Easy adjustment of the levelling board. No readjustment required when changing the working depth of the soil tillage system

❗ More detailed information can be found in the separate product brochure available from your sales partner

Rotary cultivators

The models

KX rotary cultivator – the "all-rounder"

The KX rotary cultivator, in a working width of 3 m, is ideally suited for seedbed preparation on medium to heavy soils.

KX 3001

✔ for tractors up to 140 kW/190 hp

KG Special rotary cultivator – the universal genius

The KG Special rotary cultivators, in working widths of 3 m and 4 m, are ideally suited for seedbed preparation on heavy soils and for mulch sowing.

KG 3001 Special

✔ for tractors up to
161 kW/220 hp

KG 4001 Special

✔ for tractors up to
161 kW/220 hp

KG Super rotary cultivator – the "muscle man"

The KG Super rotary cultivators, in working widths of 3 m and 4 m, are equipped with a high capacity gearbox for tractors up to 300 hp. The KG Super has reinforced tines as standard and can be ordered with hydraulic depth adjustment and oil cooler as options.

KG 3001 Super

✔ for tractors up to
220 kW/300 hp

KG 4001 Super

✔ for tractors up to
220 kW/300 hp



KG 3001 Special rotary cultivator



"On-grip" tines

KG Special tines

KG Super tines

Folding rotary cultivator

Pure output!



Avant 6002-2 on the road with transport chassis

For high area coverage

The folding KG 02-2 rotary cultivator in a working width of 4 m, 5 m or 6 m is particularly impressive with its high work rates. The Cultimix system provides the rotary cultivator with a high clearance and unbeatable robustness.

KG 4002-2

✔ for tractors up to
265 kW/360 hp

KG 6002-2

✔ for tractors up to
265 kW/360 hp

KG 5002-2

✔ for tractors up to
265 kW/360 hp





KG 6002-2 with Avant 6002-2



KG 6002-2 with Precea 6000-2AFCC

Exchangeable rear seeding unit – maximum flexibility

The rotary cultivator and the seed rail can be very easily separated by hand to allow the rotary cultivator to be flexibly used elsewhere. Despite a working width of 6 m, the complete seed rail can be dismantled in just a short time.

As a result, the rotary cultivator can be used as a solo machine. Apart from the Avant seed rail, the KG 6002-2 can also be combined with eight Precea singling units.

A perfect seedbed

The folding rotary cultivator not only stands out as a result of its high work rate potential but also because of a perfect seedbed. The 20 tine carriers provide an intensive mixing of the soil. Crop residues laying on the soil surface during mulch sowing are thoroughly incorporated in the soil. The tines pull themselves into the soil without any problem and reliably maintain the working depth, even under the toughest of conditions. The spring-loaded side plates retain the soil in the machine.

Fast and safe folding

Short changeover times between each field increase profitability.

Moving from one field to the next is quick and easy: Fold in hydraulically, drive to the next field, fold out and start work! The machine is folded out from a transport width of 3 m to a working width of, for instance, 6 m within a few seconds.



KE Rotamix rotary harrow

Levelling and crumbling



The Rotamix system – close-coupled, compact and with two extra tine carriers

The KE 02-240 Rotamix has 4 tine carriers per metre of working width. The incoming power is evenly distributed across these rotors. The trailing tines produce an excellent crumb structure and level the soil surface perfectly.

The 4 tine carriers per metre working width means a small spur gear diameter. As a result, it makes a very compact design of the rotary harrow trough possible.

KE rotary harrow – the all-rounder

The KE rotary harrows in working widths of 3 m and 4 m are ideally suited for seedbed preparation on heavy soils and after ploughing.

KE 3002-150 Rotamix

✔ for tractors up to 110 kW/150 hp

KE 3002-190 Rotamix

✔ for tractors up to 140 kW/190 hp

KE 3002-240 Rotamix

✔ for tractors up to 176 kW/240 hp

KE 4002-190 Rotamix

✔ for tractors up to 140 kW/190 hp

KE 4002-240 Rotamix

✔ for tractors up to 176 kW/240 hp



KE 3002-240 Rotamix

Advantages of the KE Rotamix rotary harrow

- ✔ Good crumbling due to 4 tine carriers per metre of working width
- ✔ Compact construction due to reduced tine carrier diameter
- ✔ Robust design as the tine carrier and shaft are forged from one piece
- ✔ Optional hydraulic working depth adjustment from the tractor cab
- ✔ Direct power transmission and long service life thanks to its DirectDrive gearbox
- ✔ Comfortable adjustment via the universal setting tool



Thanks to QuickLink, the KE 02 is also quickly converted for solo operation



- ❗ More detailed information can be found in the separate product brochure available from your sales partner

Versatile roller range

The right roller for every field

Decide for yourself

Reconsolidation is the most important task of any roller. Owing to the many possible challenges (seed/soil conditions/lifting power of the tractor), a large number of different rollers are available to choose from. This means that the right roller can be selected for any seed and any soil. As the harrow-mounted seed drill is supported directly on the roller, the total weight is easily carried, thereby ensuring optimum working.

Closed rollers

In general, closed rollers are better weight carriers than open rollers, especially on loose and light soils. Closed rollers also tend to clog less. It is precisely for this reason that the rubber rings are fitted on a full tube on the wedge ring roller and the wedge ring roller with Matrix profile. When the rings sink into the loose soil, the tube carries the weight across the entire length.

There is no chance of sticking, clogging or blocking up.

Large diameter

Rollers with a large diameter are better carriers because the weight is distributed over a larger contact area. Rollers with a large diameter also run much more smoothly than rollers with a small diameter. AMAZONE rollers therefore have large diameters of 500 mm to 600 mm. These advantages are particularly noticeable at higher sowing speeds as they enable exact seed placement.

Robust steel roller body



Air cushion
shock absorber

Metal insert for
maximum
ruggedness and a
perfect fit

Spacer ring
with dirt-
repellent
surface

Targeted reconsolidation

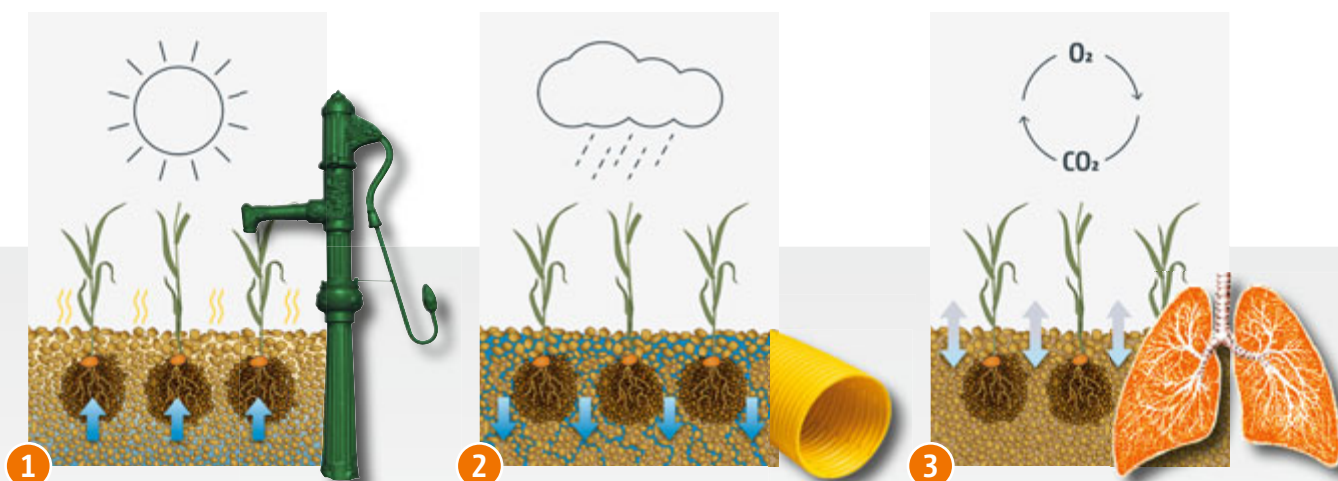
For the best seedling emergence and higher yields!

Reconsolidation in strips

Reconsolidation in strips enables optimum soil conditions to be created which adapt to the current weather conditions and therefore provide the basis for fast and even plant emergence. Reconsolidation in strips is therefore an insurance for timely cultivation. In addition, the homogeneous and well reconsolidated strip has no cleat marks. This is a decisive advantage compared to rollers with full-surface profiles, as this has an effect on the smooth running of the sowing coulters in particular.

Sowing insurance!

- 1) **In very dry conditions – the water pump principle:**
The reconsolidated strips provide soil contact directly under the seed furrow. In this way, capillary water reaches the seedling even in dry weather. Reconsolidation in strips ensures that your soil works as a water pump.
- 2) **In very wet conditions – the drainage principle:**
Loose soil easily absorbs any rain and stores it. Rain from heavy downpours simply soaks into the unrolled, loose areas. Soil erosion is thereby prevented. In this case, the soil works like a drain. Even on heavy wet ground, there is enough unconsolidated soil available between the rows to cover the seed with loose soil.
- 3) **Gaseous exchange – the lungs principle:**
The loose soil also enables a gaseous exchange, so that the roots can breathe.




Roller programme

Not too much and not too little – localised reconsolidation

TRW trapezium ring roller 500 mm / 600 mm Ø

With its trapezium shaped rings, the TRW trapezium ring roller offers strip-wise reconsolidation. Due to its good carrying ability, the trapezium rings are prevented from sinking in too deep on light soils.


- ✓ Good carrying ability
- ✓ Reconsolidation in strips
- ✓ Sufficient fine soil
- ✓ As standard with hard-metal coated, wear resistant scrapers



PW tooth packer roller 600 mm Ø

The PW tooth packer roller has a good self-driving effect and, with its leading teeth, offers a good reconsolidation across the entire surface. The tooth packer roller is extremely versatile due to these features.

- ✓ Reconsolidation across the entire soil surface
- ✓ Runs blockage-free on sticky soils and where there is a lot of straw
- ✓ As standard with hard-metal coated, wear resistant scrapers
- ✓ Low scrapers ensure a smooth soil surface even in wet soil conditions






KW wedge ring roller

580 mm Ø

The KW wedge ring roller has a wide range of applications. Its design ensures reconsolidation in strips in almost all soils under any conditions. There is no chance of sticking, clogging or blocking up.

- ✓ Universal use in all soils and conditions
- ✓ Reconsolidation in strips
- ✓ Sufficient loose soil is available for optimum seed coverage, even on heavy ground
- ✓ Ideal for any weather, wet or dry
- ✓ Smooth coulters travel due to the pre-formed seed furrow

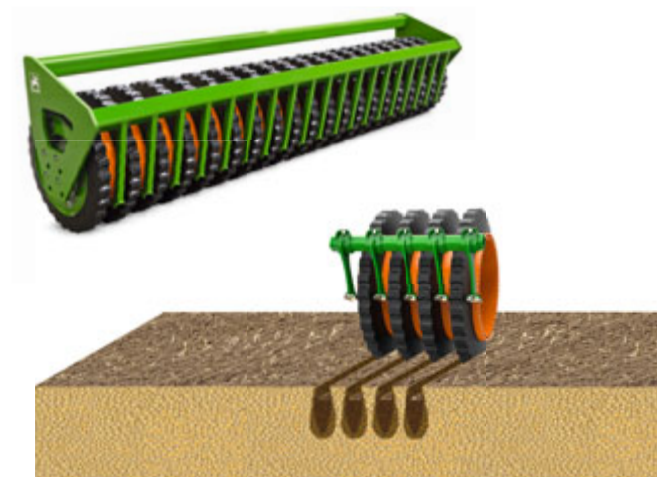


KWM wedge ring roller with Matrix tyre profile

600 mm Ø

The KWM wedge ring roller provides an extremely good self-driving effect from its Matrix profile. The roller produces more fine soil for the seedbed due to the Matrix profile.

- ✓ Reconsolidation in strips
- ✓ Matrix profile for improved self-driving effect
- ✓ Improved crumbling even under tough conditions
- ✓ Smooth coulters travel due to the pre-formed seed furrow
- ✓ Ideal for any weather, wet or dry



FTender mounted front hopper

For universal use in seeding and soil tillage



FTender for flexible use in combination with seeding systems and soil tillage

Advantages of the FTender

- ✓ High output due to the large hopper capacity of 1,600 l or 2,200 l
- ✓ The split hopper enables seed and fertiliser to be combined
- ✓ A variety of possibilities including use with cultivators
- ✓ More comfort thanks to full ISOBUS implementation in the machine actuation
- ✓ Large opening enables quick and easy filling
- ✓ Comfortable and fast coupling and uncoupling
- ✓ Easily accessible metering unit
- ✓ Standard calibration on the machine
- ✓ Easy calibration is possible via the calibration button or TwinTerminal



FTender 1600 with a closed conveying system and pressurised hopper via the sealed hopper lid for high application rates

High output

AMAZONE offers a universal mounted front hopper for versatile use in the shape of the FTender with a capacity of 1,600 l or 2,200 l. The single tipped, mounted front hopper has an aerodynamic shape and allows for good forward visibility. This is useful when driving on roads as well as during turning in the field. The FTender is available in a pressurised hopper version. The advantage of the pressurised hopper lies in higher transfer rates, which is why its use is particularly recommended for bigger rates of fertiliser. The FTender is also available with a split hopper for even more permutations whilst sowing.

ISOBUS machine control – fully integrated or independent!

The machine control on the FTender takes place via ISOBUS. This means that the mounted front hopper can be easily operated intuitively and with all the advantages of ISOBUS communication. The FTender can therefore either have its own complete ISOBUS electronic system (ISOBUS autonomous) or be integrated in the electronic system of the sowing system behind (ISOBUS integrated).



Large opening of 1.10 m x 2.20 m for quick and easy filling of the FTender

One machine for many aspects of arable farming

The FTender from Amazone can be used with a variety of connected implements across a wide range of applications. Coupling and uncoupling is quick and easy thanks to the quick-release connectors on the hose pack.

Execution	Working width (m)	Conveying systems
rigid	3.00–4.00	single
folding	4.00	single
folding	5.00–6.00	double

For those who want more – FTender:

- ✔ Modular software and hardware for use with different connected implements
- ✔ Conveying systems for AMAZONE seed drills and precision air seeders for sowing cereals, rape, maize, beet or with soil tillage machinery for sowing catch crops and for deep fertilisation
- ✔ Overpressure system for optimum delivery rates
- ✔ Large hopper capacity for long periods of use
- ✔ FTender with tyre packer and/or additional weights



FTender 2200-C with a divided tank for combining seed and fertiliser or a second seed

Optional equipment for complete versatility

Front packer, filling auger, cyclone separator



Avant 6002-2 with FTender 1600



FTender with T-Pack F front tyre packer with optional parking rollers and optional air intake sieve



A filling auger with a folding reception hopper is available as an option. This allows easy filling directly from the trailer. The filling auger is securely closed with a lid in the transport position.



FTender in road transport – unobstructed view on the road and in the field

T-Pack F front tyre packer – reconsolidation between the tractor wheels

AMAZONE also offers the FTender with the T-Pack F front tyre packer as an option. The FTender with a front tyre packer with passive steering shows its strengths as a seed hopper during sowing and ensures good reconsolidation between the tractor wheels.

Advantages of the T-Pack F front tyre packer:

- ✓ Good reconsolidation between the tractor wheels
- ✓ No restrictions in the field of view at the front thanks to the integrated raised transport position
- ✓ Load relieved from the front axle of the tractor during sowing
- ✓ Additional ballasting possible
- ✓ Simple and safe uncoupling of the front tyre packer allows solo operation



❗ "The front packer can also be conveniently locked in the upper position and so the tank lowered another 25 cm for a better view of the road – nice."

("profi" – Driving report "Everything for TwinTeC" · 1/2021)

Optimum field of view

The extremely compact design of the FTender allows comfortable handling of the large mounted front hopper. Even the front tyre packer is integrated in such a way that its transport position does not restrict the field of view.

Cyclone separator

The optionally available active dust separator reduces the dust load in the conveyor system and increases operational reliability, especially in dry operating conditions.

Additional weights

Optional additional weights allow the mounted front hopper to be ballasted with up to 900 kg. Ballasting of up to 300 kg is possible for the FTender with the T-Pack F front tyre packer.



FTender with T-Pack F front tyre packer in the working position



FTender with T-Pack F front tyre packer in the transport position

- ✓ Field of view improved by 25 cm



Optional additional weights

Metering

Comfortable & precise



Calibration button as standard on the machine

Electric metering with the FTender

The seed or fertiliser is metered by the electrically-driven metering unit underneath the seed hopper. Since the metering system is located right at the front under the hopper, it is easy to reach and enables quick and easy exchange of the metering cassettes - different metering cassettes are available for various seed types and fertilisers. The electrically-driven metering enables easy adjustment of the seed rate from the tractor cab, pre-metering in field corners and calibration at the touch of a button. Alternatively, the metering can be controlled fully automatically by application maps.

Calibration – simple and precise!

The standard aids, such as the weighing scales and the calibration bag, are securely stored on the front hopper. The calibration process can be easily carried out on the machine via the calibration button or via the TwinTerminal.

The benefits:

- ✔ Easy adjustment of the seed rate from the tractor cab via the electric drive
- ✔ Easy calibration via the calibration button or TwinTerminal
- ✔ Calibration kit included
- ✔ Simple emptying of residual amounts via the separate outlet and the residue emptying menu
- ✔ Easy exchange of the metering cassettes



Simple exchange of the metering cassettes on the FTender

- ❗ "Like the large hopper opening, the electrically-driven metering unit is easily accessible ..."

"In spite of the metering system being sealed in the pressurised hopper, the outlet can be shut off with a slide for changing the cell wheel – a great idea."

("profi" – Driving report "Everything for TwinTeC" · 1/2021)



Calibration by pushbutton



The calibration bag can easily be suspended under the metering unit

AMAZONE offers Comfort-Pack 1 with TwinTerminal 3.0 for the machine, in order to further simplify calibration and residue emptying. The TwinTerminal is mounted directly on the front hopper. The location of this offers a decisive benefit: the driver can now perform the operation and data input for the calibration directly on the machine and no longer has to repeatedly get on and off the tractor.

The TwinTerminal 3.0 consists of a water- and dust-proof housing with a 3.2" display and four large keys for actuation.

The benefits:

- ✓ Easy calibration via the TwinTerminal without having to repeatedly get on and off the tractor



TwinTerminal 3.0

Another combination option for the FTender



FTender 1600 mounted front hopper with Cenius-2TX trailed cultivator

Segmented distributor head

Flexible and precise




Model	Execution	Distributor heads
Avant 3002	rigid	1
Avant 4002	rigid	1

Model	Execution	Distributor heads
Avant 4002-2	folding	1
Avant 5002-2	folding	2
Avant 6002-2	folding	2



Segmented distributor head with activated half-side shut-off



Electric half-side shut-off on the metering unit of the FTender

Segmented distributor head with mechanical half-side shut-off

The segmented distributor head is arranged directly above the coulters and ensures short conveying distances for the seed.

The optional mechanical half-side shut-off for the Avant 3002, the Avant 4002 and the Avant 4002-2 enables asymmetrical tramline rhythms, e.g. with a sowing width of 3 m and a tramline width of 24 m, to be implemented with ease. The seed rate is not automatically reduced in the process.

The benefits:

- ✓ Short conveying distances for the seed
- ✓ Reduction in overlapping saves seed
- ✓ Minimising dust creation inside the seed hopper because no seed is returned

Variable tramline control

With the aid of the tramline shut-offs, in total up to six seed rows per side can be switched off. The wider tramlines are ideal when using crop care tractors with tyre widths of up to 1,050 mm on 15 cm row spacing or 875 mm on 12.5 cm row spacing. The seed rate is automatically reduced when the tramlines are shut off.

Electric or mechanical half-side shut-off on the FTender

The half-side shut-off for the folding 5 and 6 m machines can be remotely controlled electrically from the tractor cab or carried out mechanically directly on the FTender mounted front hopper. The feed into one of the two segmented distributor heads can be prevented via a flap directly below the metering unit, so that half-side shut-off can be implemented.

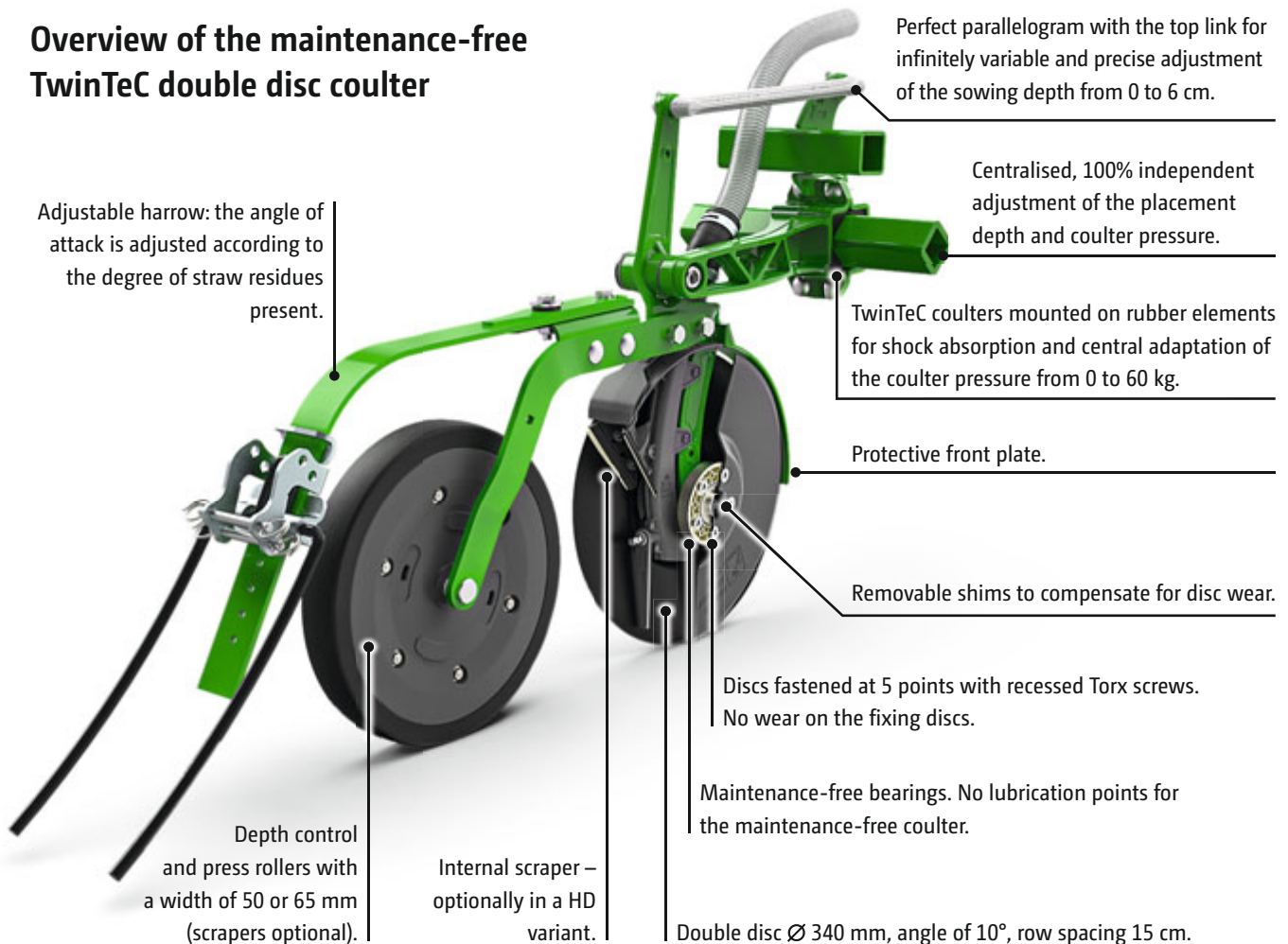
The electric half-side shut-off helps to reduce excess sowing on the headland or at the edge of the field and can also save seed. Half-side shut-off enables the machine to be comfortably switched off via the terminal in wedge shaped fields or steeply angled headlands. Half the working width can also be automatically shut off via GPS-Switch (see p. 34).



Avant seed rail with TwinTeC coulter

The high-output double disc coulter

Overview of the maintenance-free TwinTeC double disc coulter



Clean and precise seed placement

Advantages of the double disc coulter:

- ✓ Highly precise seed placement thanks to the extremely smooth and clean running of the double disc coulter
- ✓ Consistent sowing depth thanks to the high constant coulter pressure of up to 60 kg
- ✓ Optimum contour following due to the coulter guidance via a parallelogram
- ✓ Simple central seed depth adjustment
- ✓ Effective sowing even under difficult conditions thanks to a high through passage and low angle of attack of the discs



Central adjustment of the sowing depth via the universal setting tool

Simple and central adjustment of the depth control

The sowing depth of the TwinTeC double disc coulters can be centrally adjusted on the coulters frame. A depth guidance roller behind each TwinTeC coulters provides precise depth guidance, thereby ensuring that the placement depth of each individual TwinTeC coulters is maintained. Thanks to the large coulters clearance of 195 mm and the linkage to the depth guidance roller via the top guided roller carrier, sufficient space remains, meaning that blockage-free operation is possible. Due to the low angle of attack of the sowing discs of 10°, excellent material passage is ensured even at high forward speeds and with large amounts of crop residues. There is a choice of two different depth guidance rollers. The Control 50 mm depth guidance roller has a high through passage and is ideal for heavy, hard soils. On the other hand, the Control 65 mm depth guidance roller offers a higher carrying capacity, which is ideal for lighter soil types.

Demountable Avant seed rail

The rotary cultivator and the Avant seed rail can be very easily separated to allow the rotary cultivator to be flexibly used elsewhere. Despite a working width of 6 m, the complete seed rail can be demounted in just 30 minutes. The Avant, in a 3 m or 4 m working width, can be converted for solo operation in approximately 5 minutes thanks to QuickLink.



Inner scrapers are fitted to the double disc coulters to ensure a smooth coulters travel

Coulters harrow on the TwinTeC coulters

Each TwinTeC coulters can be optionally equipped with a directly mounted harrow. The coulters harrow provides additional loose soil on top of the seed furrow.

The benefits:

- ✔ Depth guidance with sprung harrow carrier
- ✔ Adjustable in 7 steps down to a length of 150 mm
- ✔ Adjustable intensity in 3 stages: 30°, 45°, 60°

Coulters pressure adjustment

Since all the coulters are suspended in a parallel guided frame, central and stepless adjustment of the coulters pressure is possible. It is possible, for instance, in the area behind the tractor wheels, to increase the coulters pressure by another 6 kg using additional tensioning springs.

Hydraulic coulters pressure adjustment with coulters lift of up to 145 mm

The hydraulic coulters pressure adjustment enables the coulters pressure to be comfortably adjusted from the tractor cab. The coulters can also be lifted by up to 145 mm. The coulters lift is an extremely useful option for working in field corners.



Avant seed rail with RoTeC coulter

The universal single disc coulter

The RoTeC coulter system: tried and tested 1,500,000 times over!

The maintenance-free RoTeC single disc coulter




Goes right to the limit of practical operation and placement

RoTeC coulters are maintenance-free and work very reliably, even where large amounts of straw and plant residues prevail. The sowing disc and furrow former create the seed furrow profile and provide the optimum seed placement into the soil. The Control 10 depth guidance disc, or the Control 25 depth guidance roller, prevent the soil from sticking to the sowing disc, thereby ensuring that the pre-selected sowing depth is precisely maintained. The row spacing is 12.5 cm.

Advantages of the RoTeC coulter

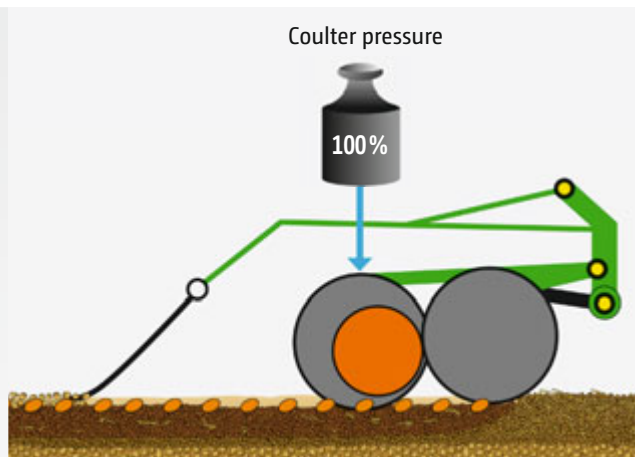
- ✔ High-performance single disc coulter for wet and sticky soil types
- ✔ High level of self-cleaning via the depth guidance roller
- ✔ Decoupling of the coulter depth control from the reconsolidation
- ✔ Up to 35 kg total coulter pressure



Ingenious independent depth control of coulters and following harrow

One of the unbeatable advantages of the RoTeC coulters is that there is no connection between depth control and the reconsolidation system. This means that the coulters are raised only once when passing a stone. Furthermore, the coulters and harrow pressure can be adjusted independently of each other. This very even and accurately controlled way of guiding the RoTeC coulters is ensured by the Control 10 depth guidance disc with its 10 mm wide contact area, or the Control 25 depth guidance roller with its 25 mm wide contact area, mounted directly on the coulters.

The basic setting of the sowing depth takes place without tools and in 3 steps directly on the coulters.



Coulters pressure adjustment

RoTeC coulters are operated with a coulters pressure of up to 35 kg. In this case, the actual effective coulters pressure is comparatively higher with AMAZONE, because the pressure is not distributed between the coulters and the following press roller, but acts solely on the coulters. Working with less coulters pressure is possible without any problem when sowing rape or early sowing in dry conditions.

Precise and easy adjustment



- ✓ RoTeC coulters (Ø 320 mm) with Control 10 depth guidance disc

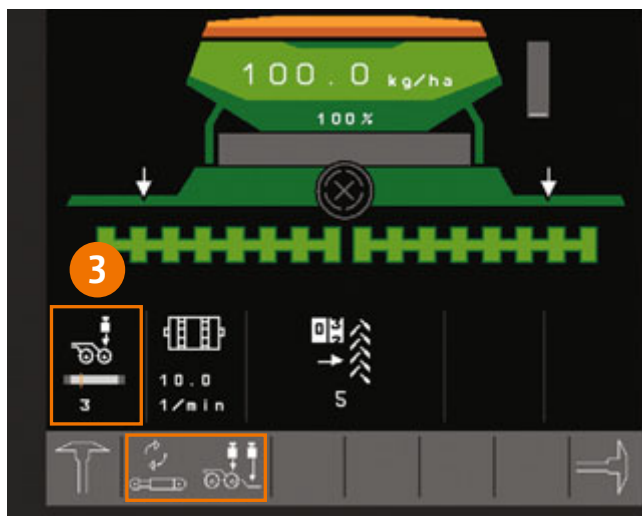
3 adjustments



- ✓ RoTeC coulters (Ø 320 mm) with Control 25 depth guidance roller
The cleats, which are open at the rear, provide a very good self-cleaning effect.

More options, more performance

Useful equipment for the Avant sowing combination



1 2

- ① Button for activating the desired function
- ② Currently selected hydraulic function (coulter pressure in this case)
- ③ Button for selecting the right function (coulter pressure in this case)

Comfort hydraulics – everything under control!

The special comfort hydraulic system for the Avant enables the hydraulic functions of coulter pressure, coulter lift and machine folding to be controlled via the ISOBUS terminal. Technically, just one tractor spool valve is required. It is then possible to switch between these functions in the operator terminal.

Advantages of Comfort hydraulics

- ✔ Optimum adaption of the coulter pressure to the field conditions
- ✔ Easy reading of the coulter pressure
- ✔ Limiting the upper and lower limit of the coulter pressure





LED work lights

The LED work lights provide ideal visibility until late into the night, even on long working days. The LED work lights are available for both the FTender and for the sowing combination.

Transport chassis

AMAZONE offers an additional transport chassis for transporting the Avant 6002-2 on the road. The load is taken off the tractor when driving on the road and the travel comfort becomes better for the driver.

Advantages of the transport chassis:

- ✔ Higher comfort on the road
- ✔ Reduced rear axle load
- ✔ Extension of the permissible tractor options when in road mode

Middle ridge eradicator

A middle ridge eradicator, which effectively levels even the smallest ridges, is available for the Avant 6002-2 as an option. The middle ridge eradicator is not available in combination with the transport chassis.

Camera

The optional camera system on the mounted front tank provides additional safety to the front in unclear driving situations. The high resolution, antiglare monitor is backlit and can also display two cameras at once. A reversing camera can also be integrated in the monitor.



MEMBER OF



ISOBUS as the basis for intelligent communication

One language, many benefits!

Each ISOBUS-enabled machine from AMAZONE comes with the latest technology and almost unlimited possibilities. It makes no difference whether you use an operator terminal from AMAZONE or an ISOBUS terminal fitted directly in the tractor. ISOBUS is an internationally recognised standard for communication between the operator terminal, tractors and connected implements on the one hand and Farm Management Information Systems on the other.

Operation with a wide variety of ISOBUS terminals

Which means that ISOBUS enables you to take control of all your ISOBUS compatible equipment. You only have to connect the machine to the respective ISOBUS terminal and the usual operator interface appears on the monitor in your tractor cab.

Benefits of ISOBUS at a glance:

- ✔ This worldwide standard provides a uniform interface and data exchange format that ensures compatibility even with third party manufacturers
- ✔ Plug and Play between machine, tractor and additional ISOBUS implements





Perfectly developed machine operation from AMAZONE

AMAZONE machinery and operator terminals offer a range of functions which are very easy and safe to operate:

- ✓ Highest compatibility and function flexibility of your ISOBUS equipment
- ✓ No additional modules on the machine side. All ISOBUS machines from AMAZONE come ready-equipped with the necessary ISOBUS functions as standard
- ✓ Practice-oriented machine software and logical menu structure
- ✓ MiniView display with all AMAZONE terminals and additional ISOBUS terminals. See, for instance, the machine data in the map view
- ✓ Possibility of operating the machine via the tractor terminal or a twin terminal solution
- ✓ Flexible assignment of the map and machine view between the tractor terminal and the operator terminal
- ✓ Unique operating concept. Freely configurable displays and individual user interfaces for each driver
- ✓ Useful additional functions such as automatic boom lowering on AMAZONE crop protection sprayers
- ✓ Integrated TaskController data logger function



Clearly-structured AMAZONE machine operation

Advantages of the AMAZONE machine software:

- ✓ User-oriented and intuitive
- ✓ Tailored to the machine
- ✓ Function scope above and beyond the ISOBUS standard

Clear display of the work menu in the AMAZONE machine operation



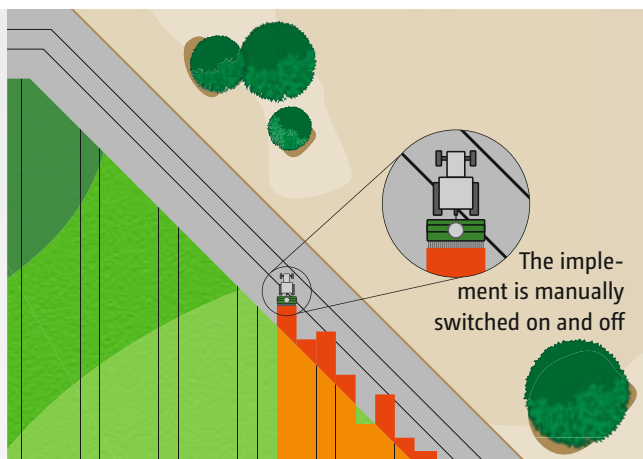
GPS-Switch automatic part-width section control




Accurate placement of the seed

Precise sowing is very important, in order to avoid over- and under-sowing in critical areas. A remedy for accurate placement is offered by the half-side control, which reduces the overall working width to half so that a significant

saving is achieved, especially in wedge shaped fields and on the headland. The two halves of the drill each correspond to one controllable part-width section.



Over- or under-sowing with manual on/off control without GPS-Switch



Position dependent, automatic control, both on and off, of the electric metering unit via GPS-Switch

If the operating terminal facilitates Section Control, such as GPS-Switch part-width section control from AMAZONE, the part-width sections are activated completely automatically and in relation to the GPS position. Once a field has been created, and once in automatic mode, the driver can concentrate fully on the operation of the towing vehicle, since the part-width sections are switched automatically in wedge shaped fields and on headlands.

Benefits of automatic part-width section control:

- ✓ Stress relief for the driver
 - ✓ Increase in precision, especially at night or at higher speeds
 - ✓ Less overlaps and gaps
 - ✓ Saving inputs
 - ✓ Less crop damage and environmental impact
- ❗ "With Section Control, the ISOBUS terminal takes a lot of pressure away from the driver."
("dlz agrar magazine" – test report ZA-TS fertiliser spreader · 02/2017)

GPS-Switch

With GPS-Switch, AMAZONE offers GPS-based, fully automatic, part-width section control for all AMAZONE operator terminals and ISOBUS-compatible fertiliser spreaders, crop protection sprayers or seed drills.

GPS-Switch basic

- ✓ Automatic part-width section control with up to 16 part-width sections
- ✓ Creation of a virtual headland
- ✓ Automated boom lowering with an AMAZONE crop protection sprayer
- ✓ Optional with AmaTron 4

GPS-Switch pro (as an extension of GPS-Switch basic)

- ✓ Automatic part-width section control with up to 128 part-width sections, particularly for crop protection sprayers with individual nozzle control
- ✓ Marking of obstacles (e.g. water holes, pylons)
- ✓ Auto-zoom when approaching the headland
- ✓ Optional with AmaTron 4

Workday made easy –

Make the most of the possibilities!

GPS-Maps&Doc

All standard ISOBUS terminals from AMAZONE can collect and save machine and site-specific data using Task Controller. Part-area, site-specific operation via application maps in either Shape file or ISO-XML formats is also possible.

- ✓ Easy creation, loading and processing of jobs
- ✓ Start a new task straight away and decide later whether the data is to be saved or not
- ✓ Import and export jobs in ISO-XML format
- ✓ Job summary via PDF export
- ✓ Intuitive system for processing application maps in either Shape file format and ISO-XML format
- ✓ Automatic part-area, site specific regulation of the application rate
- ✓ Indication of inactive field boundaries and automatic field detection when approaching the vicinity
- ✓ Optimum crop management via needs-based application
- ✓ Available as standard with AmaTron 4

GPS-Track

The GPS-Track parallel guidance greatly helps with orientation in the field, especially on grassland or in areas without tramlines.

- ✓ With a virtual light bar in the status bar
- ✓ Automatic tramline control via GPS for seed drills
- ✓ Various track modes such as A-B lines or contour following
- ✓ Optional with AmaTron 4

AmaCam

Software licence for displaying a camera image on AmaTron 4.

- ✓ Automatic display of the camera image on AmaTron 4 when reversing



Display of the application map in AmaTron 4



Display of the camera image in AmaTron 4

AmaTron 4

Manager 4 all



Simple and convenient operation as intuitive as your tablet

Why not handle a terminal as intuitively as a tablet or a smartphone? With this in mind, AMAZONE has developed the operator-friendly AmaTron 4, which offers a noticeably smoother operational process, especially when it comes to job management. AmaTron 4, with its 8" multi-touch colour display, meets the highest demands and offers you maximum user-friendliness. A swipe of the finger or use of the App carousel allows quick changes between applications and the simple and clearly structured operating menu. The practical MiniView, a freely configurable status bar and an integrated light bar make the AmaTron 4 exceptionally easy and convenient to use.

Benefits of AmaTron 4:

- ✔ Automatic full screen mode when not being touched
- ✔ Automatic display of the touch buttons via a proximity sensor
- ✔ Practical MiniView concept
- ✔ Actuation via the multi-touch colour display or soft keys
- ✔ Particularly intuitive and user-friendly
- ✔ Field-related documentation
- ✔ Practice-oriented and intelligent menu navigation
- ✔ Practical quick-start menu with import and export of job data, help windows, day/night mode and the AUX-N assignment
- ✔ One camera input and automatic reversing detection
- ✔ Free trial period for all chargeable licences
- ✔ AmaTron Connect – for optional entry into the digital age

Equipped as standard with:

GPS-Maps&Doc



AmaPilot⁺ – everything in the one hand!

Thanks to the AUX-N feature, you can operate multiple functions on the machine via AmaPilot⁺ or any other ISOBUS multi-function joysticks.

Advantages of AmaPilot⁺:

- ✔ Almost all the functions directly to hand via the 3 levels
- ✔ Adjustable palm rest
- ✔ Freely-available key assignment

AmaTron Connect

New ways of comfortable networked operation

With AmaTron Connect, AMAZONE provides a digital interface to a smartphone or tablet. The mobile device and AmaTron 4 are simply connected as a hotspot. AmaTron Connect enables use of the AmaTron Twin App as well as data exchange via agrirouter and the myAmaRouter App.

AmaTron Twin App Clear display enhancement

The AmaTron Twin App offers the driver even more comfort during work, as any GPS functions in the map view can also be operated via a mobile device, e.g. a tablet, in parallel with machine operation on the AmaTron 4.

Now download the free App and try the DEMO in the App.



Everything in view at all times with the AmaTron Twin App and the holder for a tablet for rigid mounting on the AmaTron 4

Advantages of the AmaTron Twin display enhancement:

- ✔ Use of an existing mobile device
- ✔ Greater clarity – all applications in sight
- ✔ Comfortable control of the GPS functions in the map view, in parallel, via the mobile device
- ✔ Clear, authentic representation of the working machine and its part-width sections

agrirouter –

the independent data exchange platform for agriculture



Watch the video for more details

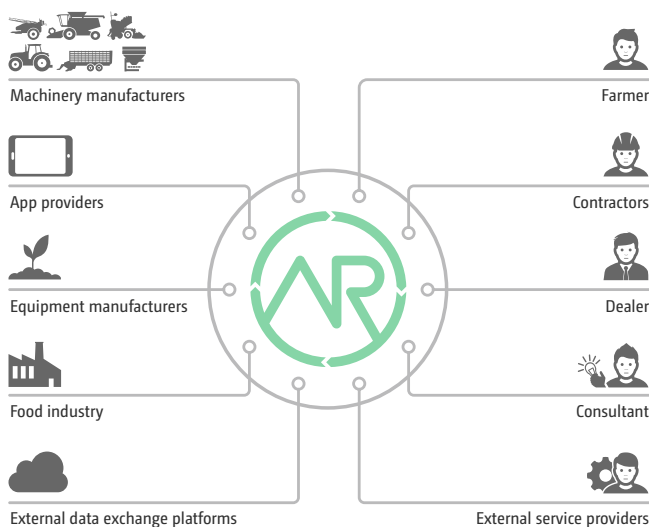
Secure data exchange

agrirouter is an independent data exchange platform for farmers and contractors. It enables simple and cross-manufacturer data exchange between machines and agricultural software applications, thereby reducing administration. The user retains full control over the data at all times.

myAmaRouter App

For the on-line transfer of data between AmaTron 4 and agrirouter

The myAmaRouter App enables data to be exchanged between the AmaTron 4 ISOBUS operator terminal and the agrirouter manufacturer-independent data exchange platform. If an AMAZONE machine is to be used to carry out a task with job data (e.g. application maps), the data can be easily transmitted from a Farm Management Information System (FMIS) to AmaTron 4 via agrirouter and the myAmaRouter App. After the work has been completed, the job can be sent back and is available for documentation in an agricultural software application.



The manufacturer-independent agrirouter enables secure and uncomplicated data exchange.

Benefits of agrirouter:

- ✔ Simple data exchange between the AmaTron 4 ISOBUS operator terminal and the manufacturer-independent agrirouter data exchange platform
- ✔ Easy and rapid transfer of job and task data without the need for a USB stick
- ✔ More flexibility in data exchange and documentation

Uncomplicated data transfer. Transparent and secure!



Avant

AMAZONE – always in your vicinity

Your satisfaction is our challenge




Original AMAZONE Parts

Verschleißteilkatalog
für Landtechnik und Kommunaltechnik

Catalogue pièces d'usure
pour machines agricoles et gamme espaces verts

Wearing parts catalogue
for agricultural machinery and grounds care products

Каталог изнашиваемых деталей
для сельскохозяйственной и коммунальной техники


PDF-DOWNLOAD
www.amazone.net/parts



AMAZONE SmartService 4.0

Due to the increasing use of evermore complex machine technology, AMAZONE utilises, with the SmartService 4.0, both virtual and augmented reality as well as digital media for service, training and maintenance advice.

- 1 **SmartTraining:** Training and instruction in the use of complex machinery by means of Virtual Reality technology (VR).
- 2 **SmartLearning:** Interactive driver training for the user for complex machinery operation (www.amazone.net).
- 3 **SmartInstruction:** Repair or maintenance instructions using Augmented Reality (AR) and mobile terminal equipment.
- 4 **SmartSupport:** Direct local support from the service technician via Augmented Reality (AR) and mobile devices.



The satisfaction of our customers is the most important objective

We rely on our expert sales partners for this. Also for service queries they are the reliable contact partner for end users and contractors. Due to continuous training, our sales partners and service technicians are always up to date when it comes to looking after our state-of-the-art technology.

Better to choose the original right from the start

Your machines are subjected to extreme use! The quality of AMAZONE spare parts and wearing metal offers you the reliability and security you need for efficient soil tillage, precise sowing, professional fertilisation and successful crop protection.

Only original spare parts and wearing metal parts provide the durability and functionality expected from AMAZONE machinery. This guarantees an optimum quality of work. Original parts at fair prices pay for themselves in the end.

We provide you with a first class spare parts service

The spare parts centre in Tecklenburg-Leeden is the base for our worldwide spare parts logistics system. This ensures optimum availability of spare parts, even for older machines.

Orders for parts in stock at the Tecklenburg-Leeden spare parts centre which, if placed by 5 p.m., leave our premises the same day. 42,000 different spare parts and wearing metal parts are handled and stored via our modern warehousing system. Up to 1,000 orders are sent out to customers every day.

So opt for the original!

The advantages of original spare parts and wearing metal parts

- ✔ Quality and reliability
- ✔ Innovation and efficiency
- ✔ Immediate availability
- ✔ Higher resale value of the used machine

Technical data:

KX/KG rotary cultivator

Model	Working width (m)	Transport width (m)	Power requirement from (kW/hp)	For tractor out- put up to (kW/hp)	Number of tine carriers	Basic weight without roller from (kg)	Basic weight with roller KW 580 from (kg)
KX 3001	3.00	3.00	66/90	142/190	10	1,350	1,969
KG 3001 Special	3.00	3.00	66/90	161/220	10	1,350	1,959
KG 3501 Special	3.50	3.50	77/105	161/220	12	1,450	2,029
KG 4001 Special	4.00	4.03	88/120	161/220	14	1,580	2,199
KG 3001 Super	3.00	3.00	66/90	220/300	10	1,360	1,979
KG 3501 Super	3.50	3.50	77/105	220/300	12	1,480	2,059
KG 4001 Super	4.00	4.12	88/120	220/300	14	1,610	2,229
KG 4002-2	4.00	3.00	88/120	265/360	14	2,840	3,610
KG 5002-2	5.00	3.00	110/150	265/360	16	3,120	4,070
KG 6002-2	6.00	3.00	132/180	265/360	20	3,350	4,390

KE 02 Rotamix rotary harrow

Model	Working width (m)	Transport width (m)	Power requirement from (kW/hp)	For tractor out- put up to (kW/hp)	Number of tine carriers	Basic weight without roller from (kg)	Basic weight with roller KW 580 from (kg)
KE 3002-150	3.00	3.00	55/75	110/150	12	1,040	1,530
KE 3002-190	3.00	3.00	59/80	140/190	12	1,060	1,550
KE 4002-190	4.00	4.00	66/90	140/190	16	1,260	1,930
KE 3002-240	3.00	3.00	66/90	176/240	12	1,060	1,550
KE 4002-240	4.00	4.00	66/90	176/240	16	1,300	1,950

Illustrations, content and technical data are not binding and may differ depending on the level of equipment. Country-specific road traffic regulations apply and must be complied with, meaning that special approval may be required. The permissible axle loads and total weights of the tractor should be checked. Not all the listed combination options are possible with all tractor manufacturers.



Avant sowing combination

Rear-mounted combination	Avant 3002	Avant 4002	Avant 4002-2	Avant 5002-2	Avant 6002-2
Execution	rigid		folding		
Working width (m)	3.00	4.00	4.00	5.00	6.00
Number of distribution heads	1		1	2	2
No. of spool valves required with pre-emergence markers	1 double-acting for coulter pressure/lift + 1 double-acting for track markers		1 double-acting for coulter pressure/lift + 1 double-acting for track markers + 1 double-acting for hydraulic top link		
Weight with TwinTeC coulters and KG Super rotary cultivator from (kg)	2,629	3,094	4,409	5,087	5,560

FTender mounted front hopper

Model	FTender 1600	FTender 1600 with front tyre packer	FTender 2200	FTender 2200 with front tyre packer	FTender 2200-C
Hopper capacity(l)	1,600		2,200		
No. of metering units	1				2
No. of spool valves required	1 single-acting (front) with pressure-free return				
Oil flow from (l/min)	28				
Attachment to tractor	3-point linkage Cat. 3/4N				
Permissible total weight (kg)	3,421	3,421	4,118	4,118	4,203
Overall width (m)	2.504	2.504	2.504	2.504	
Fill height (m)	1.402	1.581*/1.737	1.582	1.762*/1.917	
Overall length (m)	1.698	2.093	1.698	2.093	
Unladen weight (kg)	526	1,111	661	1,246	783

*Packer in transport/working position

Illustrations, content and technical data are not binding and may differ depending on the level of equipment. Country-specific road traffic regulations apply and must be complied with, meaning that special approval may be required. The permissible axle loads and total weights of the tractor should be checked. Not all the listed combination options are possible with all tractor manufacturers.



AMAZONE



Illustrations, content and technical data are not binding and may differ depending on the level of equipment. Country-specific road traffic regulations apply and must be complied with, meaning that special approval may be required. The permissible axle loads and total weights of the tractor should be checked. Not all the listed combination options are possible with all tractor manufacturers.



AMAZONEN-WERKE H. DREYER SE & Co. KG

P. O. Box 51 · 49202 Hasbergen-Gaste/Germany

Phone +49 (0)5405 501-0 · Fax +49 (0)5405 501-193